EXHIBITION
Vectors, Diseases

2014

This exhibition has been devised and produced by IRD with the support of the European project MediLabSecure.

IRD
Institut de recherche pour le développement

MediLabSecure

European Commission

The **Institut de recherche pour le développement** (IRD) is present in all tropical regions and performs three vital roles: research, expertise and training.
Its research programmes are centred on the **relationships between humans and their environment in the countries of the South** with the objective of **contributing to their sustainable development**.
The Institute is engaged in a large range of European and international scientific programmes and conducts its research in close collaboration with its partner countries.

MediLabSecure is a European project (2014-2017) aiming at preventing **vector borne diseases** around the **Mediterranean** and **Black Sea** regions by creating new networks and building capacity activities. The project is coordinated by Institut Pasteur. IRD develop the medical entomology activities.
(DEVCO:IFS/21010/23/-194)

The exhibition was produced under the scientific direction
of Didier Fontenille (*IRD, Directeur de Mivegec*) and Frédéric Simard (*IRD Mivegec*)
Scientific advisors Vincent Robert (*IRD Mivegec*), Christophe Paupy (*IRD Mivegec*)
Mivegec (*Infectious Diseases and Vectors: Ecology, Genetics, Evolution and Control / IRD-CNRS-Université Montpellier 1-Université Montpellier 2*)
www.mivegec.ird.fr
The exhibition was designed by the IRD France-Sud Communication Department Muriel Tapiau, Fabienne Doumenge, Valérie Rotival
Graphics and layout Stéphanie Hernandez (*S-Com-Science - www.s-com-science.com*)
Printed by Poster Color, Montpellier

OUR THANKS GO TO
Katia Grucker (*Cnev - www.cnev.fr*) and Marie Picard (*MediLabSecure - medilabsecure.com*) for iconographic research and computer graphics
Marie-Lise Sabrié (*IRD Directrice de la Direction de l'information et de la culture scientifiques pour le Sud*)
and Benjamin Poupin (*IRD Chargé des expositions et des manifestations*) for proofreading and approval
Daina Rechner (*Head*) and Christelle Mary (*Assistant*) of the IRD image bank (*www.indigo.ird.fr*)
Michaël Davy and Marie Martin (*Institut Pasteur photo library - phototheque.pasteur.fr*)
and Claire Lissalde (*Inserm Head of the Audiovisual Unit - www.serimedis.inserm.fr/fr*)

AND ALSO TO
Laurent Guillaumot, Marine Aubert (*Institut Pasteur, RIIP*), Thomas Balenghien (*Cirad*), Nathalie Boulanger (*Pharmacy Faculty, Illkirch*),
Sébastien Boyer (*Institut Pasteur*), Philippe Brouqui (*Faculty of Medicine, Marseille*), Jean-Baptiste Ferré (*EID Méditerranée*),
Stéphanie Hernandez (*S-Com-Science*), Jérôme Janelle (*Cirad*), Frédéric Jourdain (*Cnev*), Frédéric Lardeux (*IRD*),
Jorian Prudhomme (*IRD*)), Philippe Solano (*IRD/CIRAD*).

IRD Institut de recherche pour le développement · cnrs · UM1 Université Montpellier 1 · UM2 Université Montpellier 2 · Cnev Centre National d'Expertise sur les Vecteurs · CeMEB · MediLabSecure



1. © EID Méditerranée - J.B. Ferré
2. © CDC
3. © IRD - N. Rahola
4. © IRD - P. Bouzidis
5. © Faculty of Pharmacy, Illkirch - N. Boulanger
6. © IRD - A. Lhuillier
7. © IRD – J.-L. Frétil
8. © Institut Pasteur – C. Schmitt
9. © IRD – P. Solano
10. © IRD - M. N. Favier
11. ©IRD - G. Boudault
12. © IRD – B. Mossu
13. © IRD – J.-F. Meunier



1. © IRD – J.-P. Ferny
2. © IRD – P. Bouzidis
3. © IRD - M. Dukhan
4. © Wikimedia – S. Huetber
5. © IRD – J.-F. Ferny
6. © IRD - M. Picard, 2014
7. © IRD – E. Chandre
8. © IRD – J.-F. Ferny
9. © IRD – G. Villegier
10. © IRD – A. Cohuet
11. © IRD – A. Mougenot



1. © University Canterbury, N-Z - M. Aubert

1. © IRD - M. Jacquet
2. © IRD - M. Jacquet
3. © IRD - J.-F. Ferny
4. © IRD – G. Villegier
5. © IRD - M. Dukhan
6. © IRD - M. Jacquet
7. IRD – B. Cazenave, M. Jacquet, Y. Robert and Morgan – base map: ESRI
8. © Inserm - T. Couderc, M-C. Priniski, M. Lecuit
9. © Wikidoc
10. © IRD – Y. Robert
11. © IRD – J.-J. Lemasson

1. © IRD - M. Jacquet
2. © IRD - N. Rahola
3. © IRD – L. Marlais
4. © IRD – H. Robert
5. © IRD - M. Dukhan
6. ©IRD – C. Costantini
7. Atlas WHO (2011)
8. © IRD – P. Deparme
9. © IRD – M. Cot
10. © IRD – C. Duss
11. © IRD – C. Costantini

1. © IRD - N. Rahola
2. © IRD - N. Rahola
3. © IRD – J.-J. Lemasson
4. © IRD – B. Geoffroy
5. © Wikipedia
6. © IRD - N. Rahola
7. IRD - M. Picard, after A. Mumi Kilpatrick, Science (2011), CDC (2006)
8. ©Institut Pasteur – B. Longueno
9. © S-com-Science – S. Hernandez
10. © IRD - M. Dukhan
11. © S-com-Science – S. Hernandez

1. ©IRD – B. Vergnes
2. © CDC – J. Gathany (Syracuse public)
3. © Cnev - K. Grucker, 2014 ; a, ©: IRD – J. Pruvhomme ; b, © CDC public domain ; c ; b, © Inserm - A. Cannet
4. © IRD – J. Prudhomme
5. © IRD – J. Prudhomme
6. © IRD – J. Prudhomme
7. © IRD - M. Picard, after DMS (2013)
8. © IRD – A. Bahuls
9. © IRD – B. Vergnes
10. ©IRD – C. Depaux
11. © IRD – J.-J. Lemasson
12. © IRD – J. Prudhomme

1. © EID Méditerranée – J.B. Ferré
2. © EID Méditerranée – J.B. Ferré
3. © Cnev - K. Grucker, 2014
4. © EID Méditerranée – J.B. Ferré
5. © EID Méditerranée – J.B. Ferré
6. © EID Méditerranée – J.B. Ferré
7. © Cnev - K. Grucker, d'après H. Guis, Cirad
8. © Cirad - T. Balenghien
9. © Wilson, Darpel et Mellor
10. © Australian Government - Departement of Agriculture
11. © IRD – O. Barière

1. © IRD – G. Villegier
2. © IRD – M. Thibaud
3. © Institut Pasteur – C. Schmitt
4. © IRD – B-M. Opéa

1. © IRD – J.-L. Frétil
2. © IRD – E. Cecchin
3. © After CDC
4. © IRD – E. Berlin
5. © IRD – E. Cecchin
6. © Ecology of Commensor – J. Lindsey
7. © IRD - M. Picard, d'après DMS (2013)
8. © IRD - M. Bouzinesq
9. © IRD - M. Bouzinesq
10. © IRD – E. Bourguinat
11. © IRD – T. Baldet
12. © Magic info - Dymbosh

1. © Institut Pasteur – Musée Pasteur
2. © IRD - M. Dukhan
3. © Cnev – K. Grucker, 2014 ; a, © IRD - M. Dukhan ; b, © R. Wilson ; c ; d, © Cirad – J. Janelle ; e, © IRD – S. Kaver ; f, © IRD – P. Bouzidis ; g, © IRD - N. Tchicaya
4. © IRD – S. Kaver
5. © Cirad – J. Janelle
6. © Cirad – J. Janelle
7. © Cnev – K. Grucker, after IRD (1998)
8. © IRD – V. Jamonneau
9. © IRD - P. Solano
10. © IRD – V. Jamonneau
11. © IRD – V. Jamonneau
12. © IRD - X. Crosby

1. © Inserm - M. Francis Waghedi
2. © IRD – N. Rahola
3. © IRD – K. Grucker (2014) ; Photo of dog © IRD – E. Brémond ; Photo of children © IRD - E. Brémond ; Photo of Triatomines © IRD - P. Bouzidis ; Photo of parasite © CDC SPDx ; Photo of parasite in blood © Université de Nantes ; Photo of tatoo © CDC public domain ; Photo of opossum © CDC public domain
4. © Institut Pasteur – F. Gardy
5. © IRD – P. Bouzidis
6. © IRD – P. Bouzidis
7. © Cnev - K. Grucker, after carte OMS (2011)
8. © CDC - SPDx
9. © IRD – J.-J. Lemasson
10. © IRD – P. Brémond
11. © IRD – Frédéric Lardeux

1. © Institut Pasteur – M. Lessard
2. © CDC – J. Gathany
3. © IRD – K. Grucker (2014) ; a, c, e, ©: CDC public domain ; b, J.M. Pruvhomme
4. © Faculty of Medicine, Marseille – P. Brouqui
5. © CDC – J. Gathany
6. © CDC – J. Gathany
7. © IRD – M. Picard
8. © Institut Pasteur – Musée Pasteur
9. © Faculty of Medicine, Marseille - P. Brouqui
10. © CDC
11. © IRD – M. Bouvet

1. © Institut Pasteur – M-C. Priniski
2. © IRD - P. Bouzidis
3. © IRD - M. Picard (2014)
4. © Institut Pasteur – S. Boyer
5. © Institut Pasteur – S. Boyer
6. © IRD - P. Bouzidis
7. © IRD – M. Picard, d'après DMS (1987-2009)
8. © CDC - US Government public domain image
9. © NIAID public domain
10. © IRD - T. Vergne
11. © IRD – J.-F. Meunier

1. © IRD – C. Lévêque
2. © IRD - A. Nikolina
3. © Cnev – F. Jourdain
4. © Cnev – F. Jourdain

1. © Institut Pasteur
2. © IRD – E. Léger
3. © IRD – E. Léger
4. © BMW
5. © Faculté de pharmacie, Illkirch - N. Boulanger
6. © Faculté de pharmacie, Illkirch - N. Boulanger
7. © Cnev – K. Grucker, d'après Gidéon (1994) et Wikimedia Commons (2006)
8. © CDC - C. Malone
9. © CDC – J. Gathany
10. © Faculté de pharmacie, Illkirch - N. Boulanger
11. © Flickr – A. Dollque